

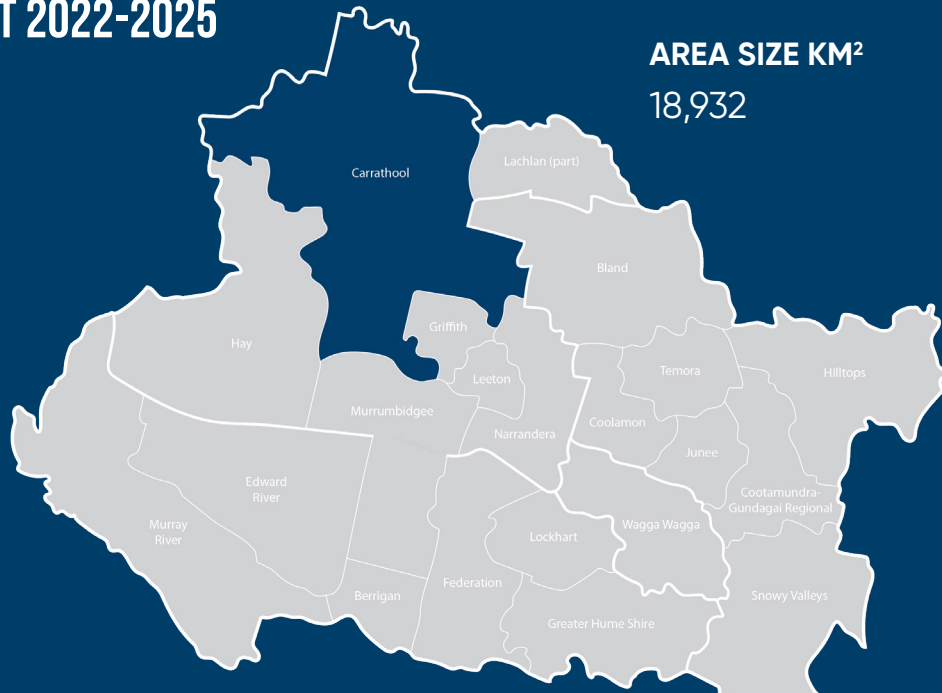
CARRATHOOL LGA PROFILE

MPHN HEALTH NEEDS ASSESSMENT 2022-2025

TOWNS

Boorga (27),
Carrathool (200),
Goolgowi (416),
Hillston (1,547),
Lake Brewster (12),
Melbergen (19),
Merriwagga (124),
Monia Gap (22),
Roto (33),
Tabbitta (76),
Wallanthery (50)

AREA SIZE KM²
18,932



DEMOGRAPHICS



POPULATION ERP

2,866



POPULATION DENSITY

Persons/km²
0.2




POPULATION CHANGE

2021-2041
↓ 7.3%



ABORIGINAL & TORRES STRAIT ISLANDER

10.8%



SOCIOECONOMIC INDEX

Avg. Aus score 1000
983.3



GENDER

Females
46.8%



MEDIAN AGE

36.6 years



AGE OLDER THAN 65 YEARS

45.5%



AGE PENSIONERS

52.6%



INTERNET

Dwellings without internet access
25.4%



BORN

Predominantly non-English speaking country, resident Australia 5 years+
2.7%



INCOME

Low income households
1,516



EDUCATION

School leaver participation in higher education
18.1%



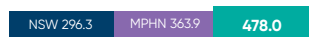
HEALTH CONDITIONS



PREMATURE DEATHS - MALES

ASR per 100,000

478.0



PREMATURE DEATHS - FEMALES

ASR per 100,000

222.0



PREMATURE DEATHS FROM RESPIRATORY SYSTEM DISEASES (0-74 YRS)

ASR per 100,000

63.9



PREMATURE DEATHS FROM CHRONIC OBSTRUCTIVE PULMONARY DISEASE (0-74 YRS)

ASR per 100,000

56.1



LIFE YEARS LOST FROM ALL CANCERS (0-74 YRS)

ASR per 100,000

14.9



CANCER STATISTICS



LUNG CANCER INCIDENCE

ASR per 100,000

134.7



SCREENING



BOWEL CANCER SCREENING PARTICIPATION (55-74 YEARS)

35.9%



RISK FACTORS



YOUNG MALES WHO ARE OBESE (2-17 YRS)

ASR per 100

12.8



SMOKING DURING PREGNANCY

ASR per 100

14.9



YOUNG PEOPLE WHO ARE OBESE (2-17 YRS)

ASR per 100

11.9



FEMALES WHO CONSUME ALCOHOL AT HARMFUL LEVELS

ASR per 100

13.2

