

HAY LGA PROFILE

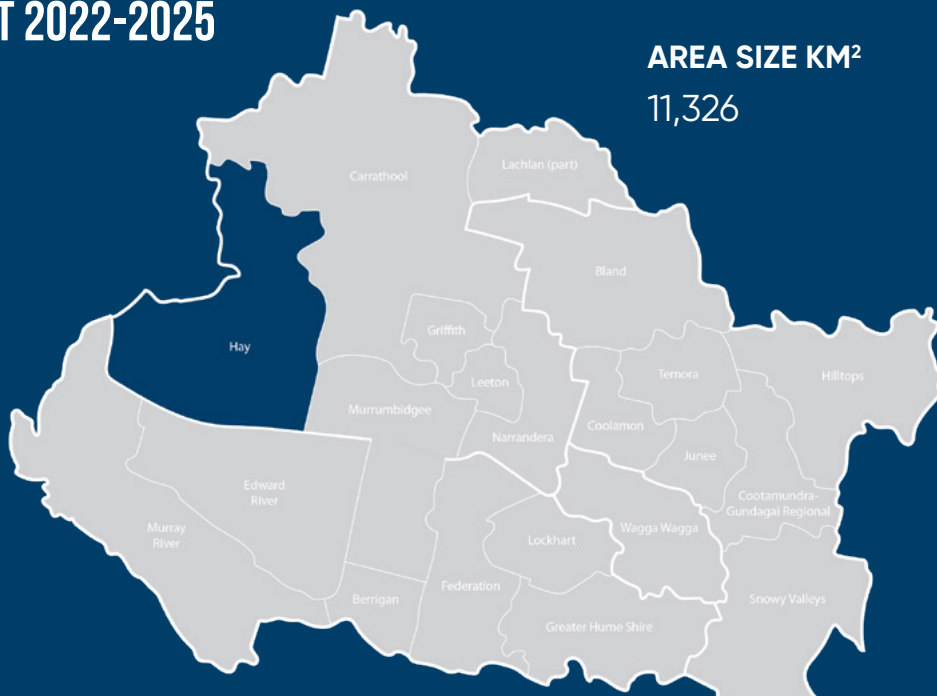
MPHN HEALTH NEEDS ASSESSMENT 2022-2025

TOWNS

Booligal (95),
Gunbar (33),
Hay (2,300),
Hay South (357),
One Tree (22),
Oxley (31)

AREA SIZE KM²

11,326



DEMOGRAPHICS



POPULATION ERP

2,882



POPULATION DENSITY

Persons/km²
0.3



POPULATION CHANGE

2021-2041
↓ 5.3%



ABORIGINAL & TORRES STRAIT ISLANDER

8.3%



SOCIOECONOMIC INDEX

Avg. Aus score 1000
939.0



GENDER

Females
49.8%



MEDIAN AGE

47.3 years



AGE OLDER THAN 65 YEARS

21.3%




AGE PENSIONERS

65.4%



INTERNET

Dwellings without internet access
31.9%



BORN

Predominantly non-English speaking country, resident Australia 5 years+
2.5%



INCOME

Households in the bottom 40% of income distribution
46.4%



EDUCATION

Participation in vocational education and training
17.6%



HEALTH CONDITIONS



AVOIDABLE DEATHS - MALES

ASR per 100,000

239.7



POTENTIAL YEARS OF LIVES LOST - ROAD TRAFFIC INJURIES

ASR per 1,000

9.0



AVOIDABLE DEATHS FROM ISCHAEMIC HEART DISEASE

ASR per 100,000

40.2



PREMATURE DEATHS FROM EXTERNAL CAUSES

ASR per 100,000

43.8



CANCER STATISTICS



PREMATURE DEATHS FROM LUNG CANCER

ASR per 100,000

39.5



PREMATURE DEATHS FROM CANCER

ASR per 100,000

149.6



POTENTIAL YEARS OF LIFE LOST - ALL CANCERS

ASR per 100,000

17.1



SCREENING



BOWEL CANCER DETECTED THROUGH SCREENING - FEMALES

6.5%



BOWEL SCREENING PARTICIPATION

36.9%




RISK FACTORS



SMOKING DURING PREGNANCY

21.4%



MALES WHO ARE CURRENT SMOKERS

ASR per 100


28.5



PEOPLE WHO ARE OBESE

ASR per 100

38.2



YOUNG MALES WHO ARE OBESE (2-17 YRS)

ASR per 100

11.7



FEMALES WHO CONSUME ALCOHOL AT HARMFUL LEVELS

ASR per 100

14.4

