

HILLTOPS LGA PROFILE

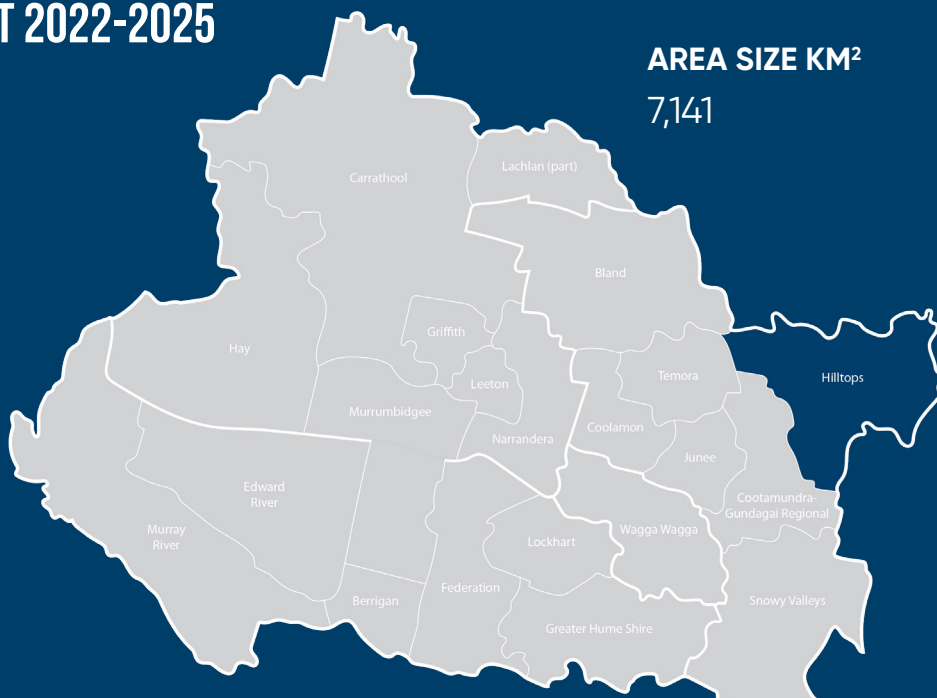
MPHN HEALTH NEEDS ASSESSMENT 2022-2025

TOWNS

Ashville (28), Berremangra (87), Berthong (65), Boorowa (1,888), Bribbaree (144), Bulla Creek (49), Burrangong (261), Crowther (78), Cunningar (163), Frogmore (146), Galong (235), Godfreys Creek (65), Harden (1,900), Jugiong (255), Kikiamah (107), Kingsvale (233), Koorawatha (450), Maimuru (145), McMahon's Reef (68), Memagong (96), Milvale (89), Monteagle (213), Murrell (143), Murringo (390), Murrumburrah (81), Nubba (77), Rugby (83), Rye Park (230), Taylors Flat (58), Thuddungra (137), Tubbul (63), Weedallion (29), Wirrimah (62), Wombat (280), Young (10,610)

AREA SIZE KM²

7,141



DEMOGRAPHICS



POPULATION ERP

19,254



POPULATION DENSITY

Persons/km²
2.6



POPULATION CHANGE

2021-2041
↓ 5.4%



ABORIGINAL & TORRES STRAIT ISLANDER

5.1%

NSW 3.4% **5.1%** MPHN 5.8%



SOCIOECONOMIC INDEX

Avg. Aus score 1000
939.0

939.0 MPHN 969.6 NSW 1001.7



GENDER

Females
49.8%

49.8% MPHN 50.1% NSW 50.6%



MEDIAN AGE

48 years

NSW 39 **48** MPHN 43



AGE OLDER THAN 65 YEARS

22.9%

NSW 16.3% **22.9%** MPHN 20.4%



AGE PENSIONERS

65.4%

NSW 59.0% **65.4%** MPHN 62.7%



INTERNET

Dwellings without internet access
31.9%

NSW 14.7% **31.9%** MPHN 22.8%



BORN

Predominantly non-English speaking country, resident Australia 5 years+
2.5%

2.5% MPHN 3.6% NSW 16.1%



INCOME

Households in the bottom 40% of income distribution
46.4%

NSW 40.4% **46.4%** MPHN 48.8%



EDUCATION

Participation in vocational education and training
17.6%

NSW 15.4% **17.6%** MPHN 19.2%

HEALTH CONDITIONS



AVOIDABLE DEATHS - MALES

ASR per 100,000

239.7



PREMATURE DEATHS FROM EXTERNAL CAUSES

ASR per 100,000

43.8



AVOIDABLE DEATHS FROM ISCHAEMIC HEART DISEASE

ASR per 100,000

40.2



POTENTIAL YEARS OF LIFE LOST - ROAD TRAFFIC INJURIES

ASR per 1,000

9.0



CANCER STATISTICS



PREMATURE DEATHS FROM LUNG CANCER

ASR per 100,000

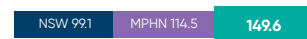
39.5



PREMATURE DEATHS FROM CANCER

ASR per 100,000

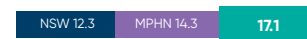
149.6



POTENTIAL YEARS OF LIFE LOST - ALL CANCERS

ASR per 100,000

17.1



SCREENING



BOWEL CANCER DETECTED THROUGH SCREENING - FEMALES

6.5%



BOWEL SCREENING PARTICIPATION

36.9%



RISK FACTORS



SMOKING DURING PREGNANCY

21.4%



MALES WHO ARE CURRENT SMOKERS

ASR per 100

28.5



PEOPLE WHO ARE OBESE

ASR per 100

38.2



YOUNG MALES WHO ARE OBESE (2-17 YRS)

ASR per 100

11.7



FEMALES WHO CONSUME ALCOHOL AT HARMFUL LEVELS

ASR per 100

14.4

